

INTERNATIONAL BUSINESS MACHINES CORP

Registration Number:	US130871985	Filing Type:	Consolidated data
Incorporation Date:	16/06/1911	Accs Type:	Annual report
Registered Address:	1 NEW ORCHARD ROAD. 10504 ARMONK	Status:	Active
Country:	UNITED STATES OF AMERICA	Directors	Admiral Michelle Janine Howard - (BoD), Dr. Martha E. Pollack - (BoD), Dr. Thomas Buberl - (BoD), Mr Alex C Gorsky - (BoD), Mr Alfred Warren Zollar SR - (BoD), Mr Andrew Nicholas Liveris - (BoD), Mr C...
Website:	www.ibm.com Subsidiaries IBM MIDDLE EAST FZ-LLC, IBM ARGENTINA SRL, IBM ÖSTERREICH INTERNATIONALE BÜROMASCHINEN GESELLSCHAFT M.B.H., RED HAT AUSTRIA GMBH, IBM AUSTRALIA LTD, IBM GLOBAL FINANCING AUSTRALIA LIMITED, V3 DIGITAL ...		

Activity

International Business Machines Corporation is a provider of global hybrid cloud and artificial intelligence (AI) and consulting expertise. The Company s segments include Software, Consulting, Infrast

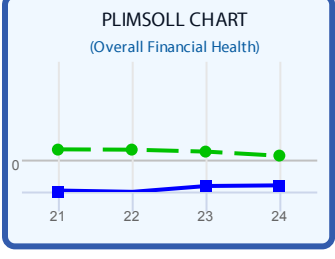
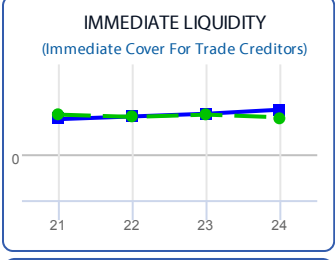
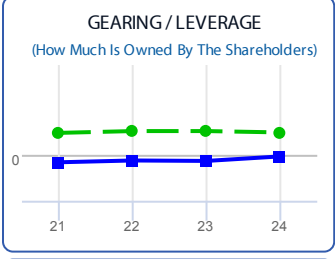
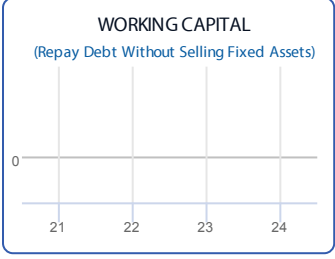
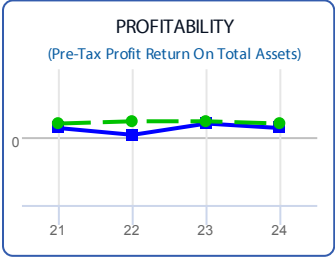
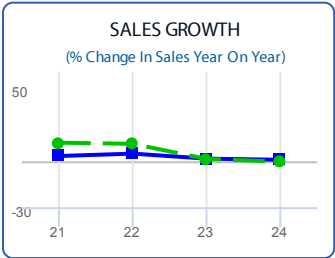
PROFIT & LOSS ACCOUNT (USD millions)				
Period Ending	31-Dec-21	31-Dec-22	31-Dec-23	31-Dec-24
Number of Weeks in the Period	52	52	52	52
Currency: USD millions	USD millions	USD millions	USD millions	USD millions
Total Sales	57350.0	60530.0	61860.0	62753.0
Gross Profit	36786.0	36428.0	37701.0	39114.0
Trading Profit	12357.0	7012.0	14023.0	11429.0
Depreciation	6417.0	4802.0	4396.0	4667.0
Non-Trading Income	52.0	162.0	670.0	747.0
Total Interest Charges	1155.0	1216.0	1607.0	1712.0
Pre-tax Profit	4837.0	1156.0	8690.0	5797.0
Change in Shareholders Funds Year on Year	-1697.0	3043.0	589.0	4774.0

BALANCE SHEET (USD millions)				
Fixed Assets	8917.0	8212.0	8721.0	8928.0
Intangibles	68154.0	67133.0	71214.0	71366.0
Intermediate Assets	25391.0	22780.0	22398.0	22399.0
Stocks	1649.0	1552.0	1161.0	1289.0
Debtors	7184.0	6967.0	7634.0	7237.0
Cash Or Equivalent	20706.0	20599.0	24113.0	25956.0
Total Current Assets	29539.0	29118.0	32908.0	34482.0
Creditors	3955.0	4051.0	4132.0	4032.0
Short Term Borrowing	6765.0	4752.0	6425.0	5059.0
Other Current Liabilities	22899.0	22702.0	23565.0	24051.0
Total Current Liabilities	33619.0	31505.0	34122.0	33142.0
Net Current Assets	-4080.0	-2387.0	-1214.0	1340.0
Shareholders Funds	18901.0	21944.0	22533.0	27307.0
Total Loan Capital	44917.0	46189.0	50121.0	49884.0
Other Capital Employed	34564.0	27605.0	28465.0	26842.0
Total Capital Employed	98382.0	95738.0	101119.0	104033.0

RATIOS (USD Thousands)				
Pretax Profit Margin %	8.43	1.91	14.05	9.24
Sales Growth %	4	6	2	1
Pretax Profit Growth %	88	-76	652	-33
Debtor Ratio Days	46	42	45	42
Creditor Ratio Days	25	24	24	24
Stock Turnover	35	39	53	49
Sales / Employee (Thousands)	186	194	203	214
Avg Remuneration/Employee (Thousands)	2	2	2	2
Total Employees Remuneration 000	555000	566000	616000	690000
Employees	307600	311300	305300	293400

COMPARISON IN EUROS (millions)				
Exchange Rate:	0.8829	0.9376	0.9050	0.9626
Period Ending	31-Dec-21	31-Dec-22	31-Dec-23	31-Dec-24
Number of Weeks in the Period	52	52	52	52
Total Sales	50635.5	56750.5	55982.1	60403.5
Pre-tax Profit	4270.7	1083.8	7864.3	5580.0
Total Assets	116546.3	132039.2	122390.4	132039.2
Shareholders Funds	16688.1	20573.8	20391.9	26284.6

■ Company ■ Industry Average



■ Company ■ Industry Average

Value of the company	124487.3	110345.2	131248.3	139599.1
COMPANY SUMMARY (based on US Dollars)				
The Plimsoll Chart is low yet rising indicating marginal improvement in financial strength. (Below the scale of the chart)				
The Plimsoll Chart lies below the scale indicating low financial strength.				
Total Sales have increased by 1.4% in the latest year, well above the industry average of 0.2%.				
The company would have made a significantly higher profit but for interest payments of 1.7 billion.				
The formal debt of the company is high, representing 88% of Total Sales.				

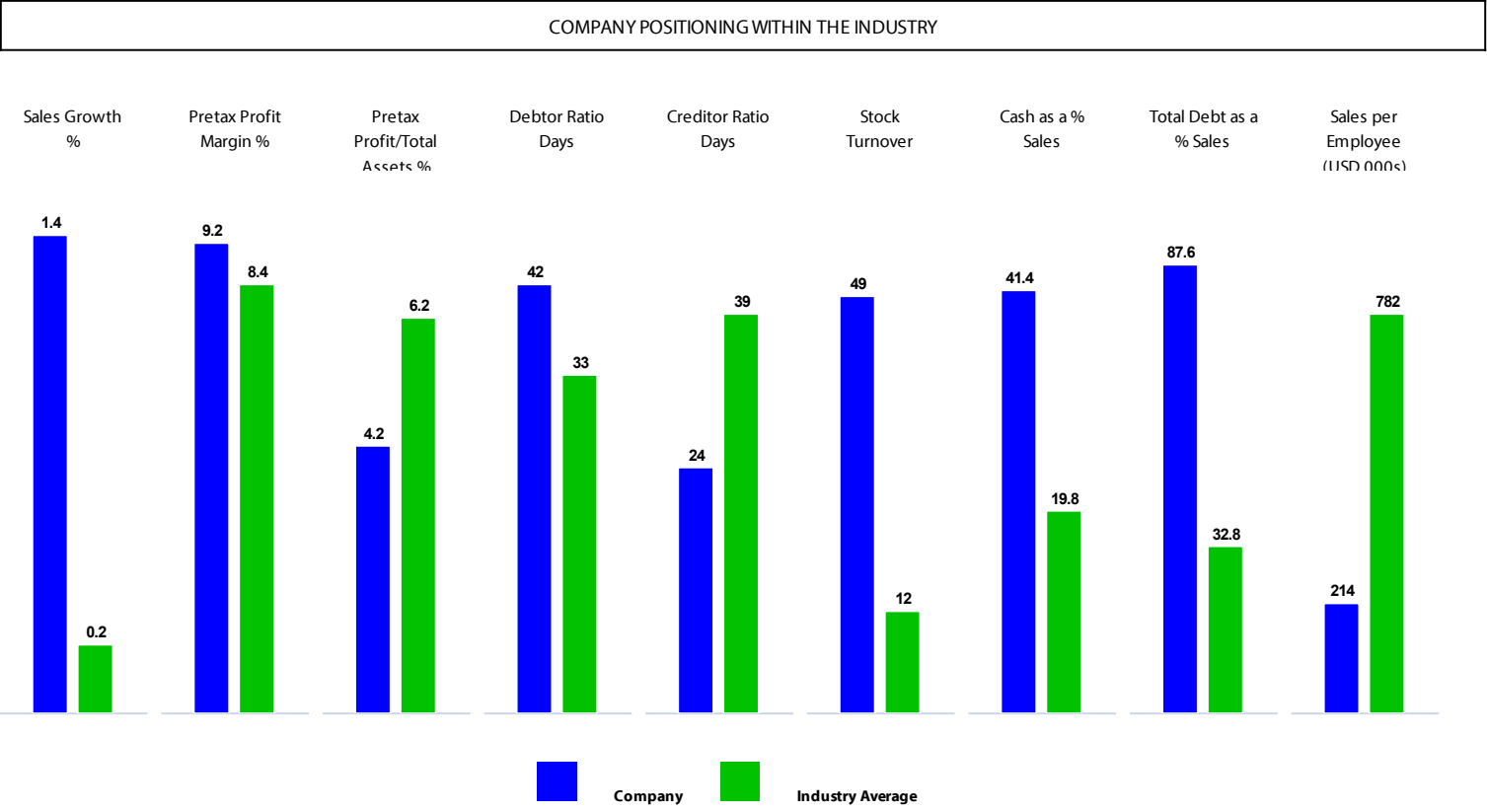
INTERNATIONAL BUSINESS MACHINES CORP

REGISTRATION NUMBER: US130871985

PEER GROUP COMPARISON TABLE (USD MILLIONS)							
Rank	Company Name	Year	Sales	Trading Profit	Sales / Empl. (000)	Pre-tax Profit	Profit Rank
84	THE BOEING COMPANY (US)	31-Dec-24	66517.0	NA	387	-12210.0	98
85	HITACHI LTD (JP)	31-Mar-25	65783.0	9152.6	NA	6440.7	68
86	MERCK & CO., INC. (US)	31-Dec-24	64168.0	25335.0	856	19936.0	21
87	PFIZER INC (US)	31-Dec-24	63627.0	20877.0	786	8023.0	59
88	UNILEVER PLC (GB)	31-Dec-24	63013.5	11572.0	402	9198.4	54
89	INTERNATIONAL BUSINESS MACHINES CORP (US)	31-Dec-24	62753.0	11429.0	214	5797.0	71
90	ARCELOMITTAL SA (LU)	31-Dec-24	62441.0	6272.0	498	2915.0	85
91	ANHEUSER-BUSCH INBEV SA/NV (BE)	31-Dec-24	60643.0	21162.0	421	10568.0	46
92	ORACLE CORP (US)	31-May-25	57399.0	23334.0	354	14160.0	36
93	BHP GROUP LIMITED (AU)	30-Jun-24	56942.0	26722.0	1393	16048.0	31
94	PANASONIC HOLDINGS CORPORATION (JP)	31-Mar-25	56585.3	5851.1	40753	3253.3	84

(All figures in the above table based on USD)

Within TALAT you can select your own companies to compare with.



ACQUISITION ATTRACTIVENESS (BASED ON USD)	COMPANY SUMMARY (BASED ON USD)
NO TARGET CATEGORY APPLIES.	Ranked 60th in terms of Company Value. Listed as one of the Fastest Growing companies. Listed in Top 50 Most Profitable companies. Ranked 27th in Improvement in Plimsoll Line. Listed in Top 50 in terms of Gross Profits. Listed in Top 50 companies Adding Value, Listed in Top 50 in terms of Trading Profits, Listed in Pre-tax Profit Return on Owners Funds. Listed among Top 50 Leaders in Efficiency. Among the Top 50 Cash Rich companies.

COMPANY VALUATION

Year End	31-Dec-21	31-Dec-22	31-Dec-23	31-Dec-24
Total Sales (USD millions)	57350.0	60530.0	61860.0	62753.0
Pretax Profits (USD millions)	4837.0	1156.0	8690.0	5797.0
Total Value (USD millions)	140995.0	117694.0	159263.0	145029.0
Asset Value (USD millions)	111295.0	106644.0	111128.0	111219.0
Goodwill (USD millions)	29700.0	11050.0	48135.0	33810.0
Liabilities (USD millions)	-92394.0	-84700.0	-88595.0	-83912.0
Equity Value (USD millions)	48601.0	32994.0	70668.0	61117.0

Total Value Formula: (Pretax Profit + Interest Payments - Non Trading Income) * 5 plus
(Fixed assets + Intangibles + Intermediate Assets + Total Current Assets - Cash or Equivalent)

